

SUBURB REPORT



Professionals*

Oran Park NSW 2570

Email: steve.diggins@professionalsnarellan.com.au
Phone: 02 4623 0380





46km

Distance from GPO



4.8k

Population

↑2340.3%

5 year population change



5 years

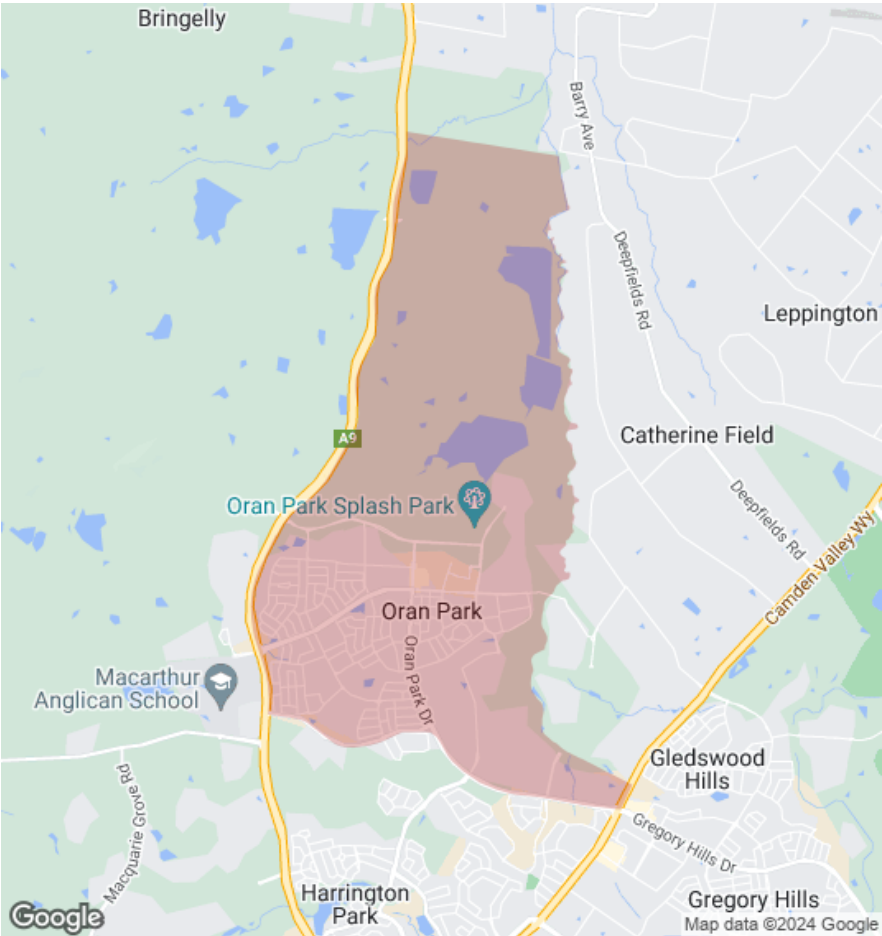
Average length of ownership

33%



67%

Owner Occupiers Renters



The size of Oran Park is approximately 13.3 square kilometres. It has 5 parks covering nearly 0.6% of total area. The population of Oran Park in 2011 was 196 people. By 2016 the population was 4,783 showing a population growth of 2340.3% in the area during that time. The predominant age group in Oran Park is 30-39 years. Households in Oran Park are primarily couples with children and are likely to be repaying \$2400 - \$2999 per month on mortgage repayments. In general, people in Oran Park work in a professional occupation. In 2011, 58.3% of the homes in Oran Park were owner-occupied compared with 62.8% in 2016. Currently the median sales price of houses in the area is \$1,060,000.

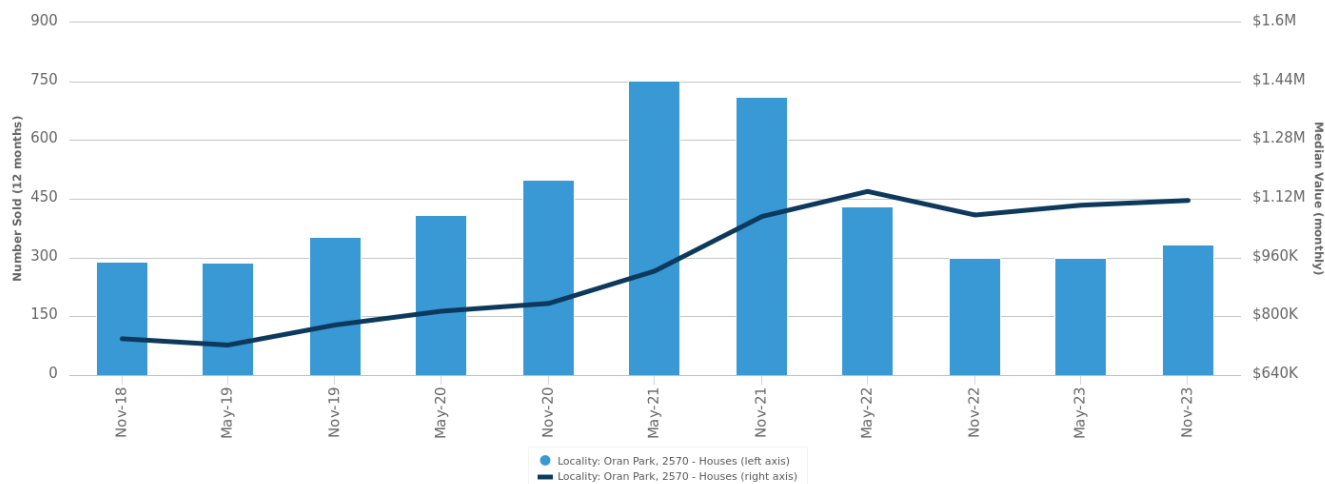
	Total dwellings	Total new listings*	Median Value	Total number currently listed
	5,587	261	\$1,107,371	92
	277	22	\$648,764	8

*Total number of unique properties listed for sale over the past 12 months.

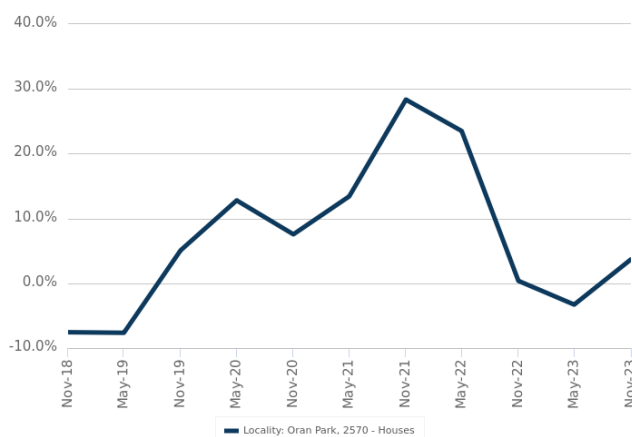


Houses: For Sale

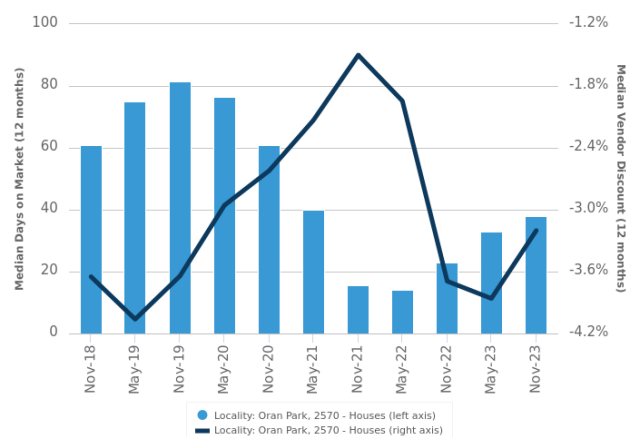
Number Sold vs. Median Value (monthly)



Change in Median Value



Median Days on Market vs. Median Vendor Discount



\$\$\$

Upper Quartile Price*

\$1,200,000

The 75th percentile sale price of sales over the past 12 months within the suburb.

\$\$

Median Price*

\$1,060,000

The middle sale price of all transactions recorded over the past 12 months within the suburb. Note that sale prices lower than \$10,000 and higher than \$80,000,000 are excluded from the analysis.

\$

Lower Quartile Price*

\$915,000

The 25th percentile sale price of sales over the past 12 months within the suburb.

*Statistics are calculated over a rolling 12 month period

Houses: Market Activity Snapshot

On The Market

 0

There are no 2 bedroom Houses on the market in this suburb

 2
BEDROOMS

Recently Sold

 1



27 Atlee Street Oran Park
NSW 2570

Sold on 09 Oct 2023
\$1,500,000

 -
 1
 621m²

 0

There are no 3 bedroom Houses on the market in this suburb

 3
BEDROOMS

 7



28B Holden Drive Oran
Park NSW 2570

Sold on 08 Feb 2024
\$880,000*

 1
 2
 267m²



61 Hinton Loop Oran Park
NSW 2570

Sold on 19 Dec 2023
\$850,000

 1
 2
 247m²

 5

 4
BEDROOMS

 111



15 Agostini Circuit Oran
Park NSW 2570

Listed on 27 Feb 2024
Auction

 2
 2
 540m²



32 Buckingham Loop Oran
Park NSW 2570

Sold on 24 Feb 2024
Not Disclosed

 2
 2
 375m²



11 Ledwell Way Oran Park
NSW 2570

Listed on 10 Feb 2024
Auction Sat 2nd Dec at 12pm
Onsite

 2
 2
 432m²



13 Tander Street Oran Park
NSW 2570

Sold on 24 Feb 2024
\$1,115,000*

 2
 2
 450m²

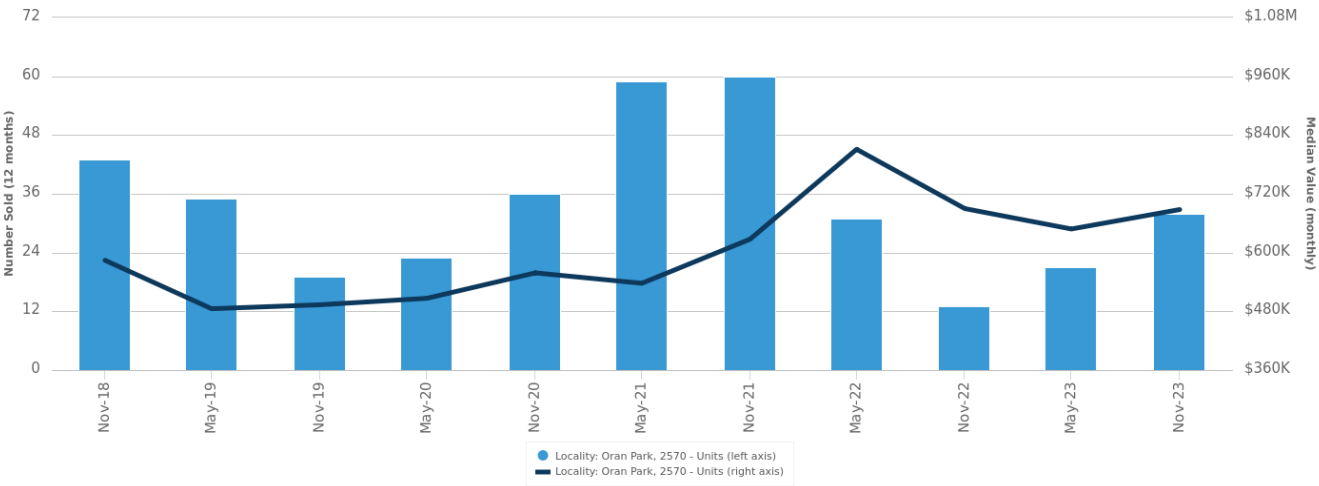


= number of houses currently On the Market or Sold within the last 6 months

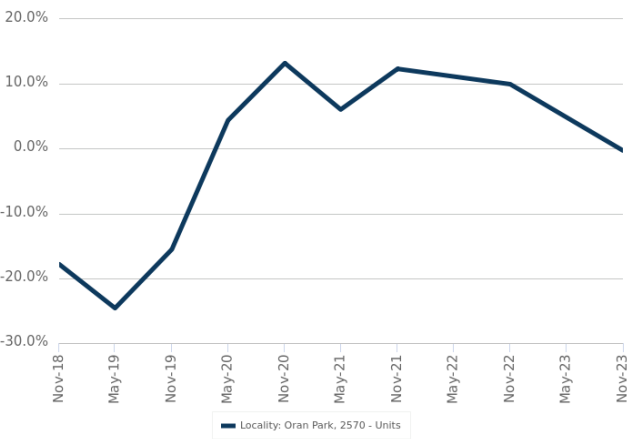
*Agent advised

Units: For Sale

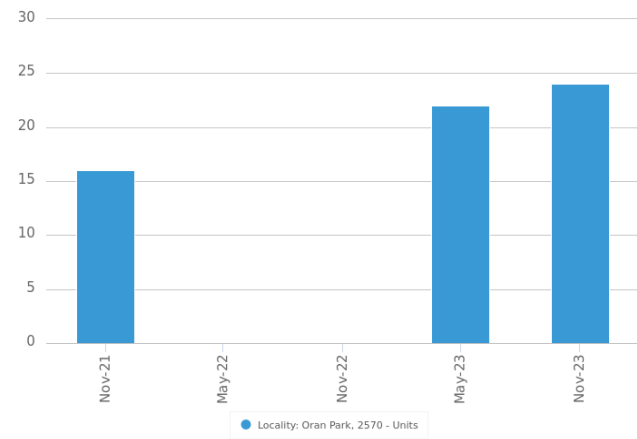
Number Sold vs. Median Value (monthly)



Change in Median Value



Median Days on Market vs. Median Vendor Discount



\$\$\$

Upper Quartile Price*

\$870,300

The 75th percentile sale price of sales over the past 12 months within the suburb.

\$\$

Median Price*

\$747,500

The middle sale price of all transactions recorded over the past 12 months within the suburb. Note that sale prices lower than \$10,000 and higher than \$80,000,000 are excluded from the analysis.

\$

Lower Quartile Price*

\$552,500

The 25th percentile sale price of sales over the past 12 months within the suburb.

*Statistics are calculated over a rolling 12 month period

Units: Market Activity Snapshot

On The Market



There are no 1 bedroom Units on the market in this suburb



16A Power Ridge Oran Park NSW 2570

Sold on 19 Oct 2023
\$552,500*



There are no 2 bedroom Units on the market in this suburb



53 Dransfield Drive Oran Park NSW 2570

Sold on 01 Mar 2024
\$740,000*



193 South Circuit Oran Park NSW 2570

Sold on 30 Nov 2023
\$0



There are no 3 bedroom Units on the market in this suburb



26 McNeill Circuit Oran Park NSW 2570

Sold on 03 Oct 2023
\$895,000

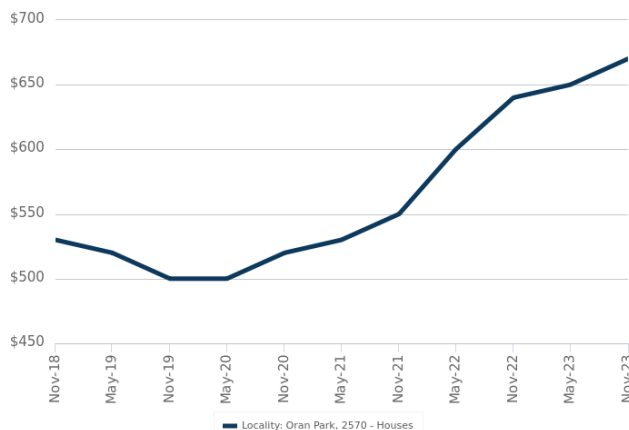


= number of units currently On the Market or Sold within the last 6 months

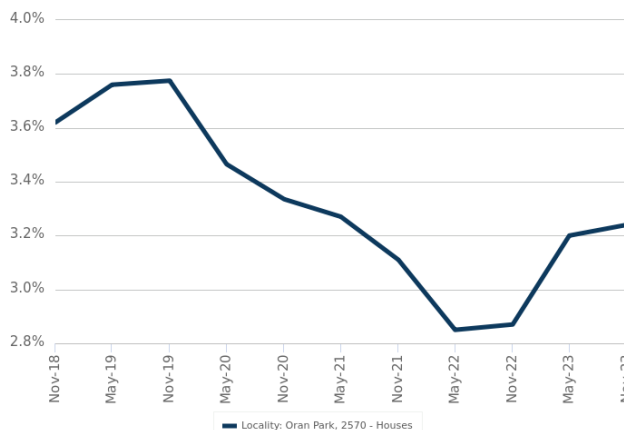
*Agent advised

Houses: For Rent

Median Asking Rent (12 months)



Indicative Gross Rental Yield (12 months)




Houses: Rental Activity Snapshot

For Rent


4

2
BEDROOMS



28 Stevens Drive Oran Park NSW 2570

Listed on 21 Feb 2024
\$450/W



12a-12b Carroll Street Oran Park NSW 2570

Listed on 11 Dec 2023
\$475/W



1

3
BEDROOMS



7 Reed Street Oran Park NSW 2570

Listed on 15 Feb 2024
\$660/W




48

4
BEDROOMS



3a Allen Street Oran Park NSW 2570

Listed on 04 Mar 2024
\$750/W



30 Buckingham Loop Oran Park NSW 2570

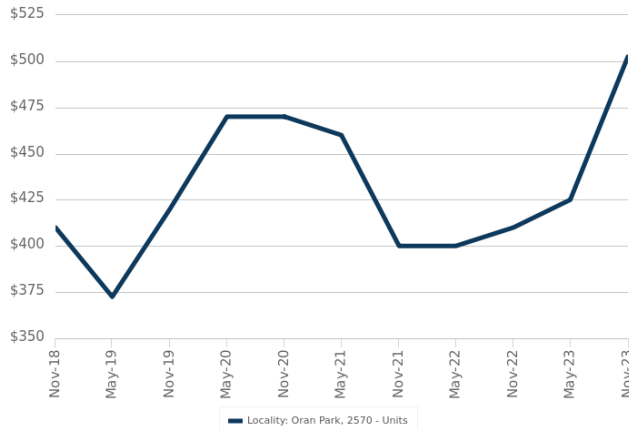
Listed on 04 Mar 2024
\$700/W



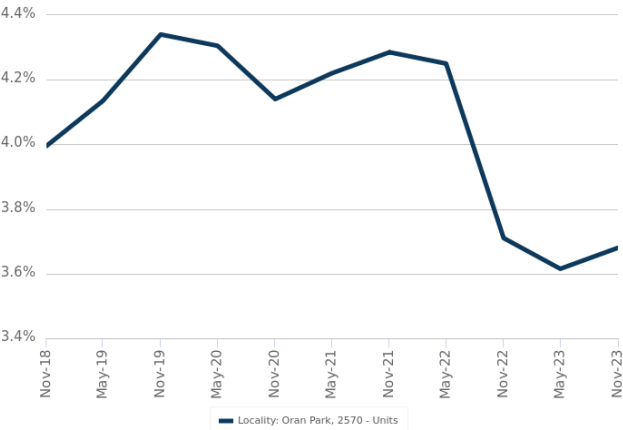
= number of houses observed as On the Market for Rent within the last month

Units: For Rent

Median Asking Rent (12 months)



Indicative Gross Rental Yield (12 months)



Units: Rental Activity Snapshot

For Rent

4

1
BEDROOMS




39b Ducros Street Oran Park NSW 2570

Listed on 29 Feb 2024
\$420/W



540m²



12 Pitstock Lane Oran Park NSW 2570

Listed on 31 Jan 2024
\$350/W



67m²

0

2
BEDROOMS

There are no 2 bedroom Units for rent in this suburb

0

3
BEDROOMS

There are no 3 bedroom Units for rent in this suburb



= number of units observed as On the Market for Rent within the last month

DISCLAIMER

Copyright

This publication reproduces materials and content owned or licenced by CoreLogic and may include data, statistics, estimates, indices, photographs, maps, tools, calculators (including their outputs), commentary, reports and other information (CoreLogic Data).

CoreLogic Standard Disclaimer

The CoreLogic Data provided in this publication is of a general nature and should not be construed as specific advice or relied upon in lieu of appropriate professional advice.

While CoreLogic uses commercially reasonable efforts to ensure the CoreLogic Data is current, CoreLogic does not warrant the accuracy, currency or completeness of the CoreLogic Data and to the full extent permitted by law excludes liability for any loss or damage howsoever arising (including through negligence) in connection with the CoreLogic Data.

This publication contains data and statistics provided by the Australian Bureau of Statistics, available at <http://www.abs.gov.au/> and reproduced under Creative Commons Attribution 2.5 <http://creativecommons.org/licenses/by/2.5/au/legalcode>.

Mapping Data

A map showing an area or boundaries of a property is indicative only and may not be complete or accurate.

State and Territory Data

Contains property sales information provided under licence from the Land and Property Information ("LPI"). RP Data Pty Ltd trading as CoreLogic is authorised as a Property Sales Information provider by the LPI.

If you have any questions or concerns about the information in this report, please contact our customer care team.

Within Australia: **1300 734 318**
Outside Australia: **(+61) 7 3114 9999**
Email us: **customercare@corelogic.com.au**