SUBURB REPORT

Professionals

Leppington NSW 2179

Email: steve.diggins@professionalsnarellan.com.au
Phone: 02 4623 0380

CoreLogic

Professionals

39km
Distance from GPO

3.5k
Population

46.9%
5 year population change

6 years
Average length of ownership

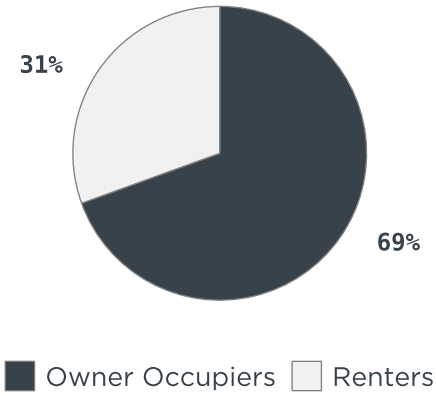

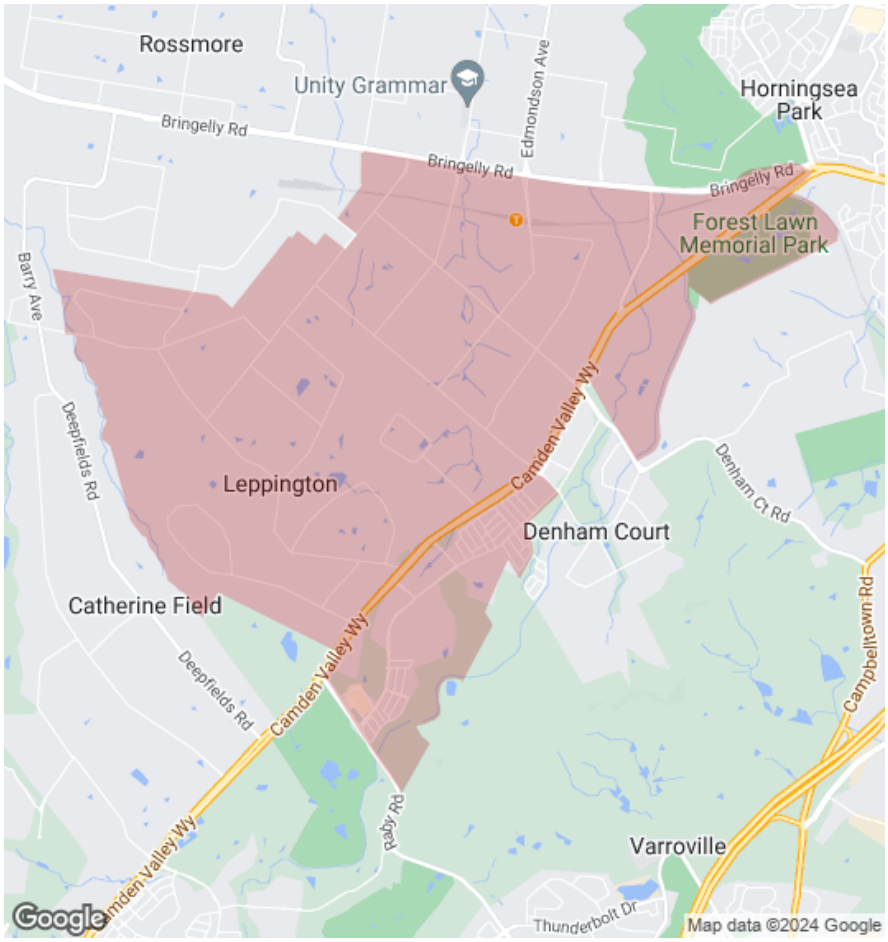

The size of Leppington is approximately 21.2 square kilometres. It has 5 parks covering nearly 3.4% of total area. The population of Leppington in 2011 was 2,383 people. By 2016 the population was 3,501 showing a population growth of 46.9% in the area during that time. The predominant age group in Leppington is 30-39 years. Households in Leppington are primarily couples with children and are likely to be repaying $2400 - $2999 per month on mortgage repayments. In general, people in Leppington work in a managers occupation. In 2011, 68.4% of the homes in Leppington were owner-occupied compared with 66.5% in 2016. Currently the median sales price of houses in the area is $1,165,000.

	Total dwellings	Total new listings*	Median Value	Total number currently listed
	3,569	181	$1,163,555	96
	91	4	$708,609	2

*Total number of unique properties listed for sale over the past 12 months.

© Copyright 2024 | RP Data Pty Ltd trading as CoreLogic Asia Pacific (CoreLogic) and its licensors are the sole and exclusive owners of all rights, title and interest (including intellectual property rights) subsisting in this publication including any data, analytics, statistics and other information. All rights reserved. No reproduction, distribution, or transmission of the copyrighted materials is permitted. The information is deemed reliable but not guaranteed.

Professionals

Houses: For Sale

Number Sold vs. Median Value (monthly)

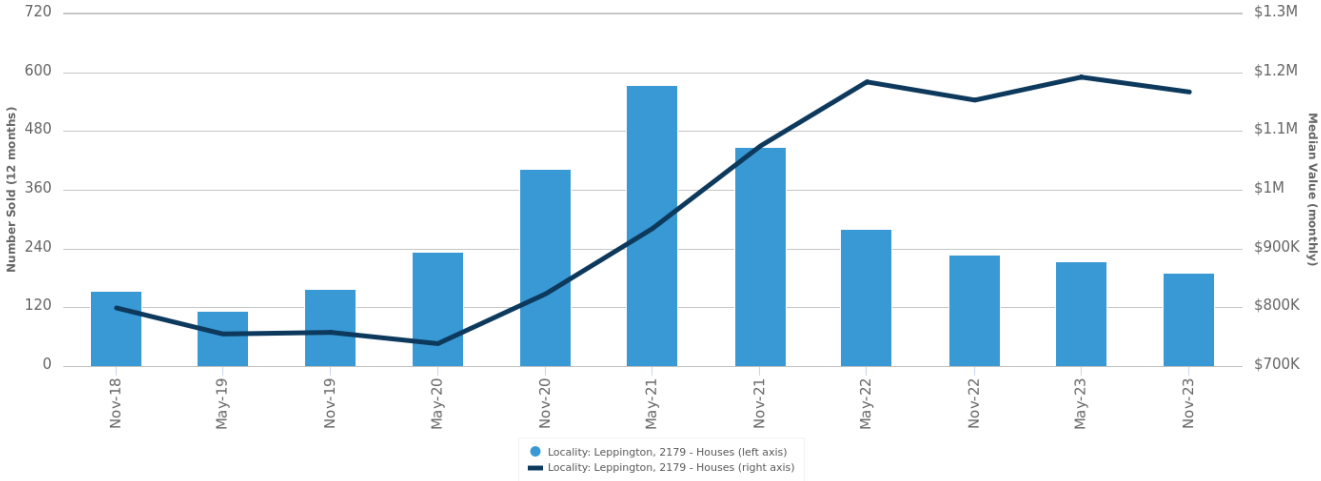

Change in Median Value

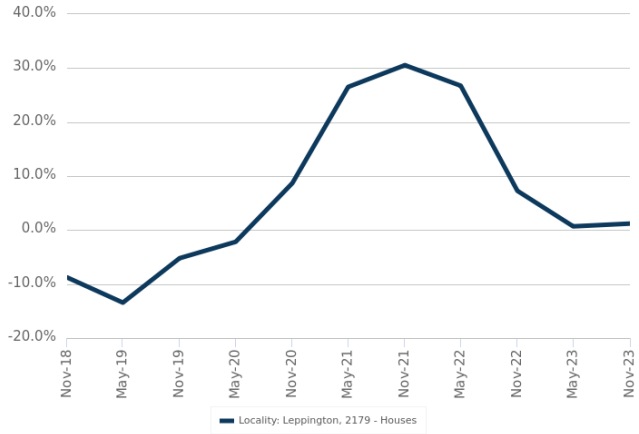

Median Days on Market vs. Median Vendor Discount

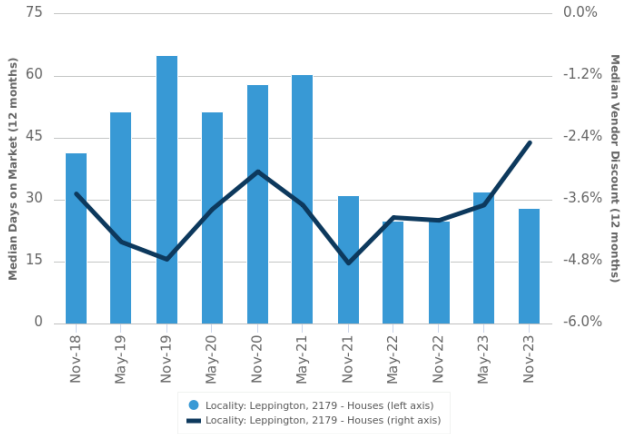

$$$ Upper Quartile Price*	$1,421,000	The 75th percentile sale price of sales over the past 12 months within the suburb.
$$ Median Price*	$1,165,000	The middle sale price of all transactions recorded over the past 12 months within the suburb. Note that sale prices lower than $10,000 and higher than $80,000,000 are excluded from the analysis.
$ Lower Quartile Price*	$1,015,000	The 25th percentile sale price of sales over the past 12 months within the suburb.

*Statistics are calculated over a rolling 12 month period

© Copyright 2024 | RP Data Pty Ltd trading as CoreLogic Asia Pacific (CoreLogic) and its licensors are the sole and exclusive owners of all rights, title and interest (including intellectual property rights) subsisting in this publication including any data, analytics, statistics and other information. All rights reserved. No reproduction, distribution, or transmission of the copyrighted materials is permitted. The information is deemed reliable but not guaranteed.

Professionals

Houses: Market Activity Snapshot

2 BEDROOMS

On The Market

0

There are no 2 bedroom Houses on the market in this suburb

Recently Sold

3

47 Riley Road Leppington NSW 2179
Sold on 11 Dec 2023
$0
2 | 2 | 2.05Ha

57 Riley Road Leppington NSW 2179
Sold on 11 Dec 2023
$0
2 | 1 | 2.13Ha

3 BEDROOMS

On The Market

1

24 Cascarilla Lane Leppington NSW 2179
Listed on 26 Feb 2024
Just Listed | 400sqm Land House
2 | 2 | 406m²

Recently Sold

2

No photo available

52 Jamboree Avenue Leppington NSW 2179
Sold on 01 Dec 2023
$0
- | 2 | 470m²

No photo available

135 Navigator Street Leppington NSW 2179
Sold on 29 Nov 2023
$0
- | 2 | 386m²

4 BEDROOMS

On The Market

9

4 Bieger Road Leppington NSW 2179
Listed on 29 Feb 2024
Auction Unless Sold Prior
2 | 2 | 470m²

57 Kettle Street Leppington NSW 2179
Listed on 26 Feb 2024
$1,350,000 - $1,450,000
2 | 2 | 497m²

Recently Sold

44

145 Emerald Hills Boulevard Leppington
Sold on 28 Feb 2024
$1,375,000*
2 | 2 | 405m²

63 Air League Avenue Leppington NSW 2179
Sold on 19 Feb 2024
$1,015,000*
1 | 2 | 330m²

= number of houses currently On the Market or Sold within the last 6 months

*Agent advised

© Copyright 2024 | RP Data Pty Ltd trading as CoreLogic Asia Pacific (CoreLogic) and its licensors are the sole and exclusive owners of all rights, title and interest (including intellectual property rights) subsisting in this publication including any data, analytics, statistics and other information. All rights reserved. No reproduction, distribution, or transmission of the copyrighted materials is permitted. The information is deemed reliable but not guaranteed.

Units: For Sale

Number Sold vs. Median Value (monthly)

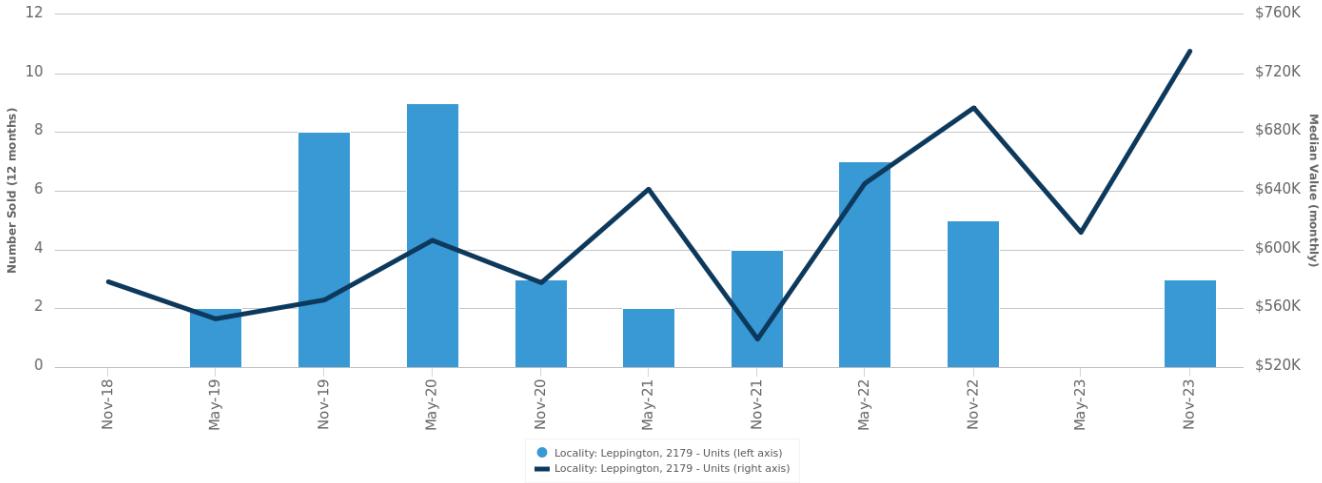

Change in Median Value

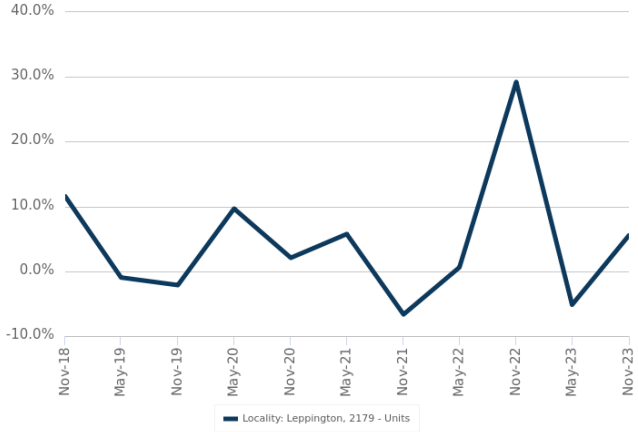

$$$ Upper Quartile Price*	$638,250	The 75th percentile sale price of sales over the past 12 months within the suburb.
$$ Median Price*	$608,000	The middle sale price of all transactions recorded over the past 12 months within the suburb. Note that sale prices lower than $10,000 and higher than $80,000,000 are excluded from the analysis.
$ Lower Quartile Price*	$345,000	The 25th percentile sale price of sales over the past 12 months within the suburb.

*Statistics are calculated over a rolling 12 month period

© Copyright 2024 | RP Data Pty Ltd trading as CoreLogic Asia Pacific (CoreLogic) and its licensors are the sole and exclusive owners of all rights, title and interest (including intellectual property rights) subsisting in this publication including any data, analytics, statistics and other information. All rights reserved. No reproduction, distribution, or transmission of the copyrighted materials is permitted. The information is deemed reliable but not guaranteed.

Professionals

Units: Market Activity Snapshot

On The Market

Recently Sold

0

1 BEDROOMS

0

There are no 1 bedroom Units on the market in this suburb

There are no recently sold 1 bedroom Units in this suburb

0

2 BEDROOMS

0

There are no 2 bedroom Units on the market in this suburb

There are no recently sold 2 bedroom Units in this suburb

0

3 BEDROOMS

0

There are no 3 bedroom Units on the market in this suburb

There are no recently sold 3 bedroom Units in this suburb

= number of units currently On the Market or Sold within the last 6 months

© Copyright 2024 | RP Data Pty Ltd trading as CoreLogic Asia Pacific (CoreLogic) and its licensors are the sole and exclusive owners of all rights, title and interest (including intellectual property rights) subsisting in this publication including any data, analytics, statistics and other information. All rights reserved. No reproduction, distribution, or transmission of the copyrighted materials is permitted. The information is deemed reliable but not guaranteed.

Houses: For Rent

Median Asking Rent (12 months)

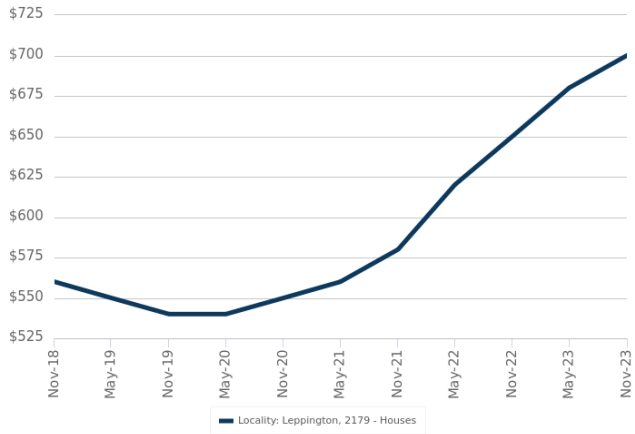

Indicative Gross Rental Yield (12 months)

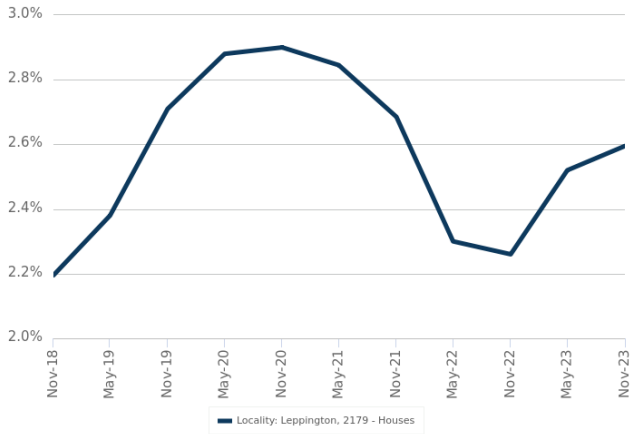

Houses: Rental Activity Snapshot

For Rent

4 | 2 BEDROOMS

12a Troop Street Leppington NSW 2179

Listed on 01 Mar 2024
$500/W

- | 1 | 528m²

54b Jamboree Avenue Leppington NSW 2179

Listed on 27 Feb 2024
$480/W

- | 1 | -

3 | 3 BEDROOMS

332 Eastwood Road Leppington NSW 2179

Listed on 03 Mar 2024
$700/W

1 | 1 | 2.08Ha

26 Arkenstone Way Leppington NSW 2179

Listed on 01 Mar 2024
$750/W

2 | 2 | 400m²

36 | 4 BEDROOMS

29 Neptune Road Leppington NSW 2179

Listed on 01 Mar 2024
$770/W

3 | 2 | 322m²

31 Roman Street Leppington NSW 2179

Listed on 29 Feb 2024
$730/W

1 | 2 | 306m²

= number of houses observed as On the Market for Rent within the last month

© Copyright 2024 | RP Data Pty Ltd trading as CoreLogic Asia Pacific (CoreLogic) and its licensors are the sole and exclusive owners of all rights, title and interest (including intellectual property rights) subsisting in this publication including any data, analytics, statistics and other information. All rights reserved. No reproduction, distribution, or transmission of the copyrighted materials is permitted. The information is deemed reliable but not guaranteed.

Units: For Rent

Median Asking Rent (12 months)

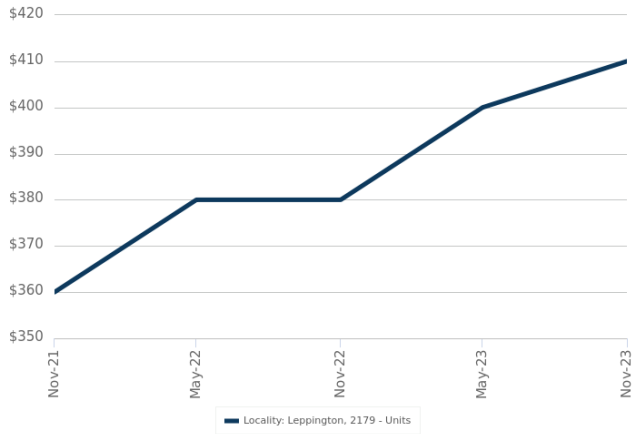

Indicative Gross Rental Yield (12 months)

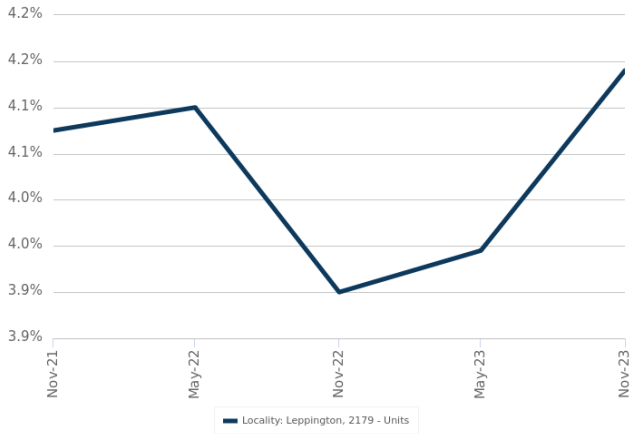

Units: Rental Activity Snapshot

For Rent

2 | 1 BEDROOMS

9 Dickson Road
Leppington NSW 2179

Listed on 02 Feb 2024
$300/W

1 | 1 | 1.95Ha

113c Ridge Square
Leppington NSW 2179

Listed on 19 Jan 2024
$330/W

- | 1 | -

1 | 2 BEDROOMS

24a Shells Circuit
Leppington NSW 2179

Listed on 15 Dec 2023
- /W

- | 1 | 450m²

0 | 3 BEDROOMS

There are no 3 bedroom Units for rent in this suburb

= number of units observed as On the Market for Rent within the last month

© Copyright 2024 | RP Data Pty Ltd trading as CoreLogic Asia Pacific (CoreLogic) and its licensors are the sole and exclusive owners of all rights, title and interest (including intellectual property rights) subsisting in this publication including any data, analytics, statistics and other information. All rights reserved. No reproduction, distribution, or transmission of the copyrighted materials is permitted. The information is deemed reliable but not guaranteed.

DISCLAIMER

Copyright
This publication reproduces materials and content owned or licenced by CoreLogic and may include data, statistics, estimates, indices, photographs, maps, tools, calculators (including their outputs), commentary, reports and other information (CoreLogic Data).

CoreLogic Standard Disclaimer
The CoreLogic Data provided in this publication is of a general nature and should not be construed as specific advice or relied upon in lieu of appropriate professional advice.

While CoreLogic uses commercially reasonable efforts to ensure the CoreLogic Data is current, CoreLogic does not warrant the accuracy, currency or completeness of the CoreLogic Data and to the full extent permitted by law excludes liability for any loss or damage howsoever arising (including through negligence) in connection with the CoreLogic Data.

This publication contains data and statistics provided by the Australian Bureau of Statistics, available at http://www.abs.gov.au/ and reproduced under Creative Commons Attribution 2.5 http://creativecommons.org/licenses/by/2.5/au/legalcode.

Mapping Data
A map showing an area or boundaries of a property is indicative only and may not be complete or accurate.

State and Territory Data
Contains property sales information provided under licence from the Land and Property Information ("**LPI**"). RP Data Pty Ltd trading as CoreLogic is authorised as a Property Sales Information provider by the LPI.

If you have any questions or concerns about the information in this report, please contact our customer care team.

Within Australia: **1300 734 318**
Outside Australia: **(+61) 7 3114 9999**
Email us:**customercare@corelogic.com.au**

© Copyright 2024 | RP Data Pty Ltd trading as CoreLogic Asia Pacific (CoreLogic) and its licensors are the sole and exclusive owners of all rights, title and interest (including intellectual property rights) subsisting in this publication including any data, analytics, statistics and other information. All rights reserved. No reproduction, distribution, or transmission of the copyrighted materials is permitted. The information is deemed reliable but not guaranteed.