SUBURB REPORT

Professionals

Harrington Park NSW 2567

Email: steve.diggins@professionalsnarellan.com.au
Phone: 02 4623 0380

CoreLogic

Professionals

47km
Distance from GPO

10.7k
Population

39.6%
5 year population change

-
Average length of ownership

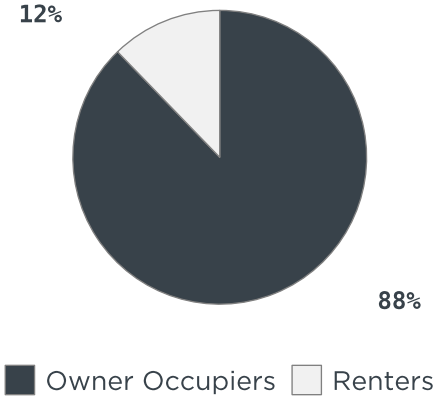

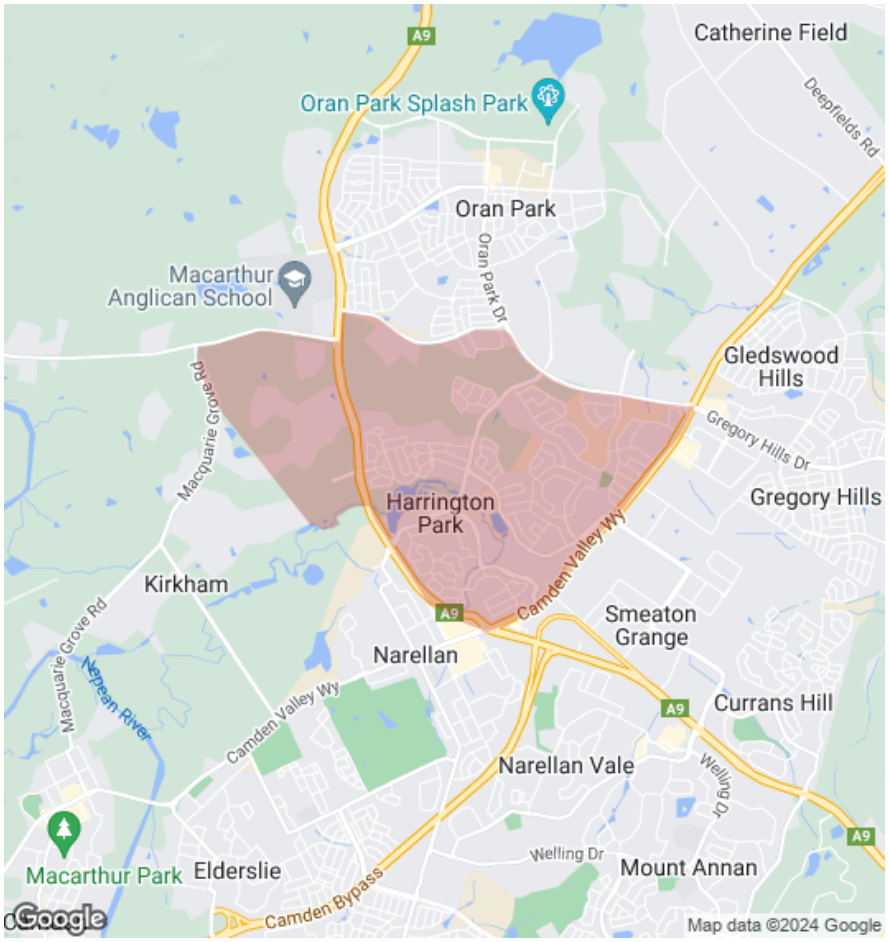

The size of Harrington Park is approximately 8 square kilometres. It has 32 parks covering nearly 14.7% of total area. The population of Harrington Park in 2011 was 7,637 people. By 2016 the population was 10,665 showing a population growth of 39.6% in the area during that time. The predominant age group in Harrington Park is 40-49 years. Households in Harrington Park are primarily couples with children and are likely to be repaying $3000 - $3999 per month on mortgage repayments. In general, people in Harrington Park work in a professional occupation. In 2011, 85.7% of the homes in Harrington Park were owner-occupied compared with 86.2% in 2016. Currently the median sales price of houses in the area is $1,482,500.

	Total dwellings	Total new listings*	Median Value	Total number currently listed
	3,569	150	$1,359,723	50
	13	1	$826,863	0

*Total number of unique properties listed for sale over the past 12 months.

© Copyright 2024 | RP Data Pty Ltd trading as CoreLogic Asia Pacific (CoreLogic) and its licensors are the sole and exclusive owners of all rights, title and interest (including intellectual property rights) subsisting in this publication including any data, analytics, statistics and other information. All rights reserved. No reproduction, distribution, or transmission of the copyrighted materials is permitted. The information is deemed reliable but not guaranteed.

Houses: For Sale

Number Sold vs. Median Value (monthly)

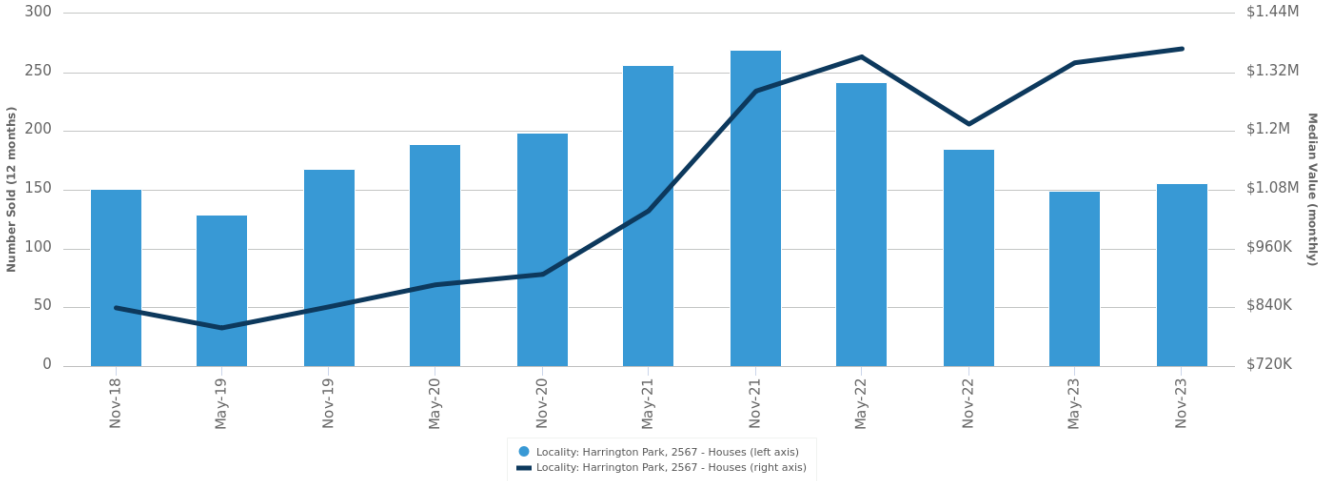

Change in Median Value

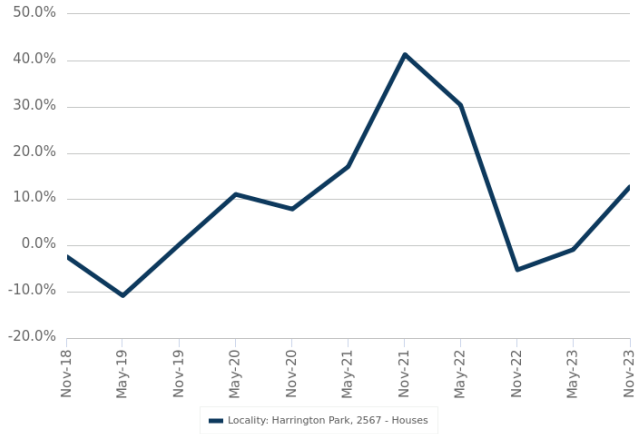

Median Days on Market vs. Median Vendor Discount

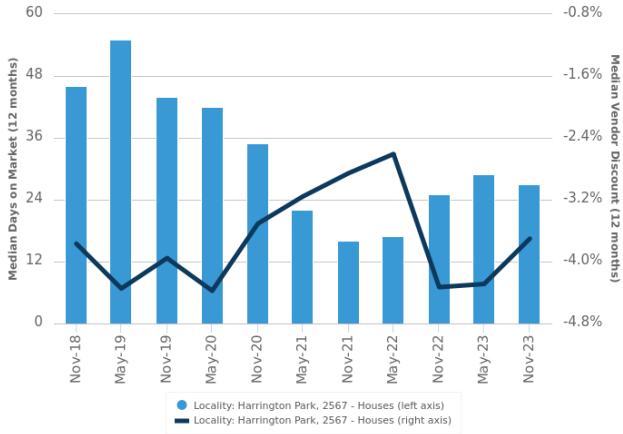

$$$ Upper Quartile Price*	$1,776,250	The 75th percentile sale price of sales over the past 12 months within the suburb.
$$ Median Price*	$1,482,500	The middle sale price of all transactions recorded over the past 12 months within the suburb. Note that sale prices lower than $10,000 and higher than $80,000,000 are excluded from the analysis.
$ Lower Quartile Price*	$1,175,025	The 25th percentile sale price of sales over the past 12 months within the suburb.

*Statistics are calculated over a rolling 12 month period

© Copyright 2024 | RP Data Pty Ltd trading as CoreLogic Asia Pacific (CoreLogic) and its licensors are the sole and exclusive owners of all rights, title and interest (including intellectual property rights) subsisting in this publication including any data, analytics, statistics and other information. All rights reserved. No reproduction, distribution, or transmission of the copyrighted materials is permitted. The information is deemed reliable but not guaranteed.

Professionals

Houses: Market Activity Snapshot

On The Market

0

Recently Sold

0

2 BEDROOMS

There are no 2 bedroom Houses on the market in this suburb

There are no recently sold 2 bedroom Houses in this suburb

3 BEDROOMS

0

1

There are no 3 bedroom Houses on the market in this suburb

19 Clontarf Avenue
Harrington Park NSW 2567

Sold on 04 Oct 2023
$1,125,000

- | 2 | 600m²

4 BEDROOMS

2

60

20 Governor Drive
Harrington Park NSW 2567

Listed on 03 Mar 2024
Contact Agent

2 | 3 | 789m²

26 Foley Circuit Harrington Park NSW 2567

Listed on 05 Feb 2024
Auction Unless Sold Prior| 3rd Dec @ 2.00pm Onsite

2 | 2 | 881m²

64 Bradley Drive
Harrington Park NSW 2567

Sold on 01 Mar 2024
$1,419,500*

3 | 2 | 629m²

11 Hughes Avenue
Harrington Park NSW 2567

Sold on 16 Feb 2024
$0

2 | 2 | 736m²

= number of houses currently On the Market or Sold within the last 6 months

*Agent advised

© Copyright 2024 | RP Data Pty Ltd trading as CoreLogic Asia Pacific (CoreLogic) and its licensors are the sole and exclusive owners of all rights, title and interest (including intellectual property rights) subsisting in this publication including any data, analytics, statistics and other information. All rights reserved. No reproduction, distribution, or transmission of the copyrighted materials is permitted. The information is deemed reliable but not guaranteed.

Units: For Sale

Number Sold vs. Median Value (monthly)

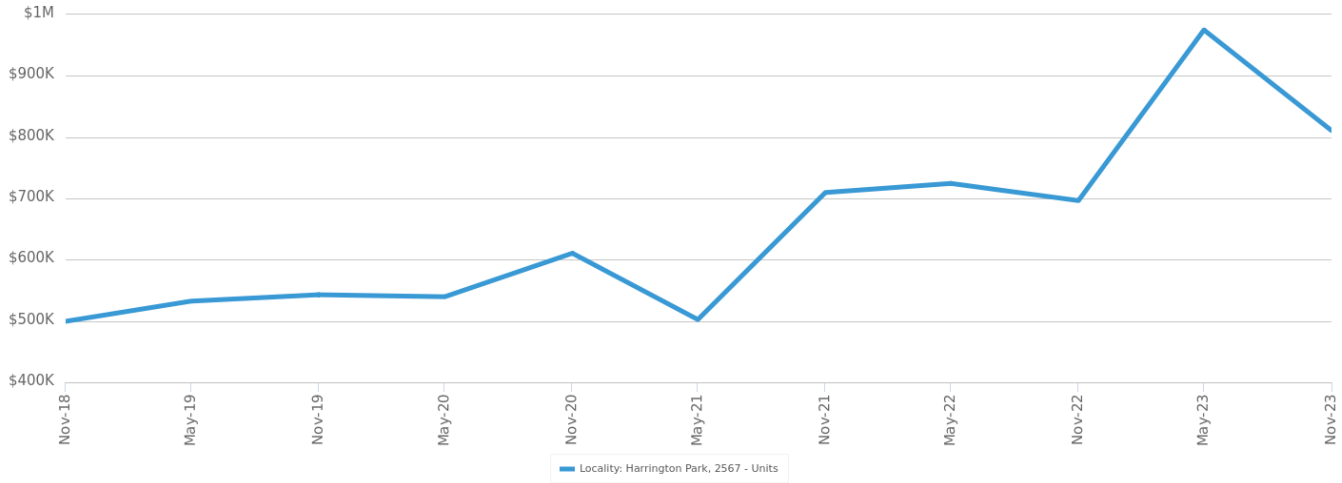

© Copyright 2024 | RP Data Pty Ltd trading as CoreLogic Asia Pacific (CoreLogic) and its licensors are the sole and exclusive owners of all rights, title and interest (including intellectual property rights) subsisting in this publication including any data, analytics, statistics and other information. All rights reserved. No reproduction, distribution, or transmission of the copyrighted materials is permitted. The information is deemed reliable but not guaranteed.

Units: Market Activity Snapshot

On The Market		Recently Sold
0	1 BEDROOMS	0
There are no 1 bedroom Units on the market in this suburb		There are no recently sold 1 bedroom Units in this suburb
0	2 BEDROOMS	0
There are no 2 bedroom Units on the market in this suburb		There are no recently sold 2 bedroom Units in this suburb
0	3 BEDROOMS	0
There are no 3 bedroom Units on the market in this suburb		There are no recently sold 3 bedroom Units in this suburb

= number of units currently On the Market or Sold within the last 6 months

© Copyright 2024 | RP Data Pty Ltd trading as CoreLogic Asia Pacific (CoreLogic) and its licensors are the sole and exclusive owners of all rights, title and interest (including intellectual property rights) subsisting in this publication including any data, analytics, statistics and other information. All rights reserved. No reproduction, distribution, or transmission of the copyrighted materials is permitted. The information is deemed reliable but not guaranteed.

Houses: For Rent

Median Asking Rent (12 months)

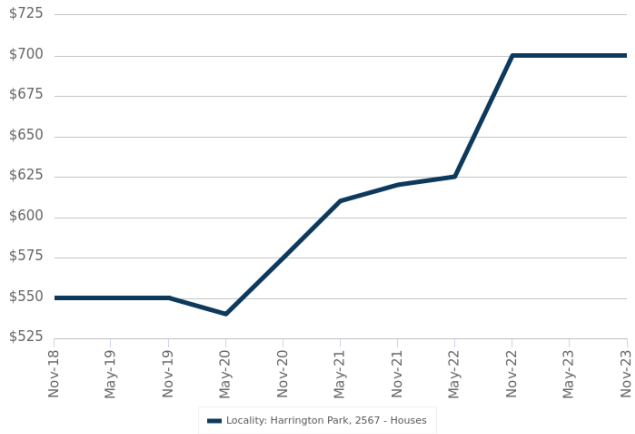

Indicative Gross Rental Yield (12 months)

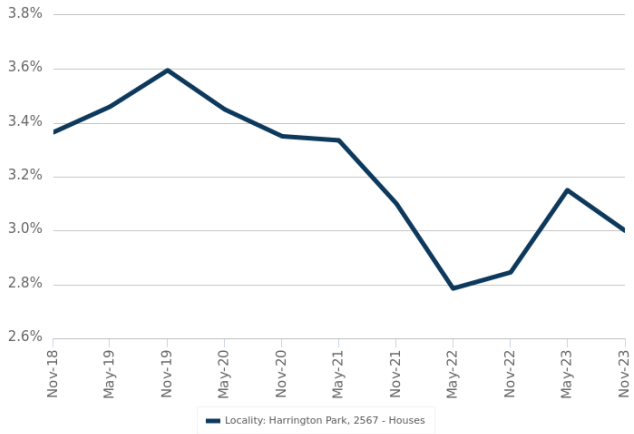

Houses: Rental Activity Snapshot

For Rent

1 2 BEDROOMS

8a Euroa Way Harrington Park NSW 2567

Listed on 04 Dec 2023
$520/W

1 | 1 | -

1 3 BEDROOMS

22 Sharman Close Harrington Park NSW 2567

Listed on 14 Sep 2023
$15,600/A

2 | 1 | 863m²

5 4 BEDROOMS

59 Pearson Crescent Harrington Park NSW 2567

Listed on 01 Mar 2024
$720/W

2 | 2 | 463m²

85 Pearson Crescent Harrington Park NSW 2567

Listed on 01 Mar 2024
$720/W

2 | 2 | 446m²

= number of houses observed as On the Market for Rent within the last month

© Copyright 2024 | RP Data Pty Ltd trading as CoreLogic Asia Pacific (CoreLogic) and its licensors are the sole and exclusive owners of all rights, title and interest (including intellectual property rights) subsisting in this publication including any data, analytics, statistics and other information. All rights reserved. No reproduction, distribution, or transmission of the copyrighted materials is permitted. The information is deemed reliable but not guaranteed.

Units: For Rent

Indicative Gross Rental Yield (12 months)

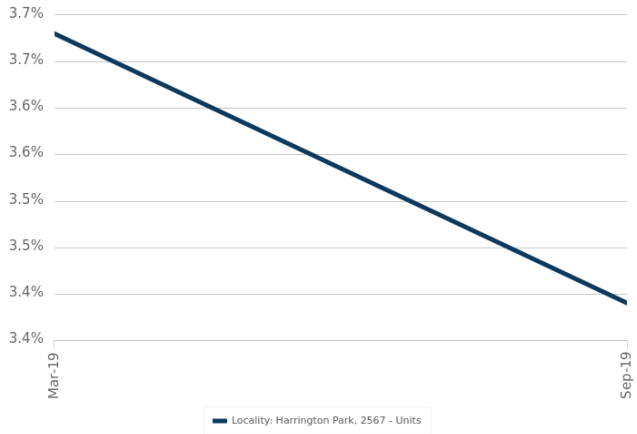

Units: Rental Activity Snapshot

For Rent

0 1 BEDROOMS

There are no 1 bedroom Units for rent in this suburb

1 2 BEDROOMS

1 Flintlock Drive Harrington Park NSW 2567

Listed on 01 Feb 2024
$500/W

1
1
965m²

0 3 BEDROOMS

There are no 3 bedroom Units for rent in this suburb

= number of units observed as On the Market for Rent within the last month

© Copyright 2024 | RP Data Pty Ltd trading as CoreLogic Asia Pacific (CoreLogic) and its licensors are the sole and exclusive owners of all rights, title and interest (including intellectual property rights) subsisting in this publication including any data, analytics, statistics and other information. All rights reserved. No reproduction, distribution, or transmission of the copyrighted materials is permitted. The information is deemed reliable but not guaranteed.

DISCLAIMER

Copyright
This publication reproduces materials and content owned or licenced by CoreLogic and may include data, statistics, estimates, indices, photographs, maps, tools, calculators (including their outputs), commentary, reports and other information (CoreLogic Data).

CoreLogic Standard Disclaimer
The CoreLogic Data provided in this publication is of a general nature and should not be construed as specific advice or relied upon in lieu of appropriate professional advice.

While CoreLogic uses commercially reasonable efforts to ensure the CoreLogic Data is current, CoreLogic does not warrant the accuracy, currency or completeness of the CoreLogic Data and to the full extent permitted by law excludes liability for any loss or damage howsoever arising (including through negligence) in connection with the CoreLogic Data.

This publication contains data and statistics provided by the Australian Bureau of Statistics, available at http://www.abs.gov.au/ and reproduced under Creative Commons Attribution 2.5 http://creativecommons.org/licenses/by/2.5/au/legalcode.

Mapping Data
A map showing an area or boundaries of a property is indicative only and may not be complete or accurate.

State and Territory Data
Contains property sales information provided under licence from the Land and Property Information ("**LPI**"). RP Data Pty Ltd trading as CoreLogic is authorised as a Property Sales Information provider by the LPI.

If you have any questions or concerns about the information in this report, please contact our customer care team.

Within Australia: **1300 734 318**
Outside Australia: **(+61) 7 3114 9999**
Email us:**customercare@corelogic.com.au**

© Copyright 2024 | RP Data Pty Ltd trading as CoreLogic Asia Pacific (CoreLogic) and its licensors are the sole and exclusive owners of all rights, title and interest (including intellectual property rights) subsisting in this publication including any data, analytics, statistics and other information. All rights reserved. No reproduction, distribution, or transmission of the copyrighted materials is permitted. The information is deemed reliable but not guaranteed.