

# SUBURB REPORT



Professionals\*

Grasmere NSW 2570

Email: [steve.diggins@professionalsnaellan.com.au](mailto:steve.diggins@professionalsnaellan.com.au)  
Phone: 02 4623 0380

CoreLogic



**54km**  
Distance from GPO



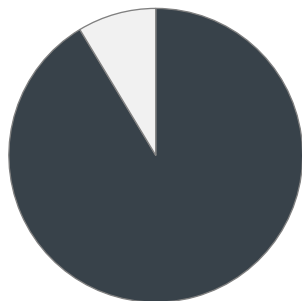
**2.0k**  
Population

**↑16.1%**  
5 year population change



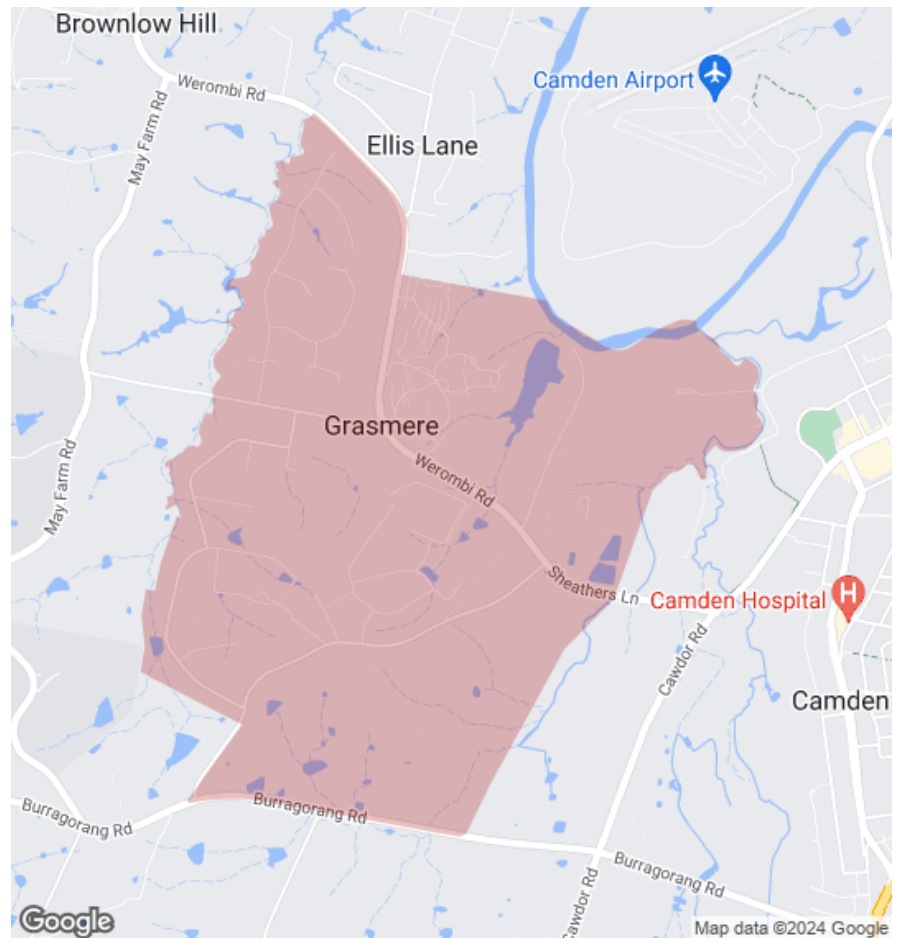
**-**  
Average length of ownership

9%



91%

■ Owner Occupiers □ Renters



The size of Grasmere is approximately 5.6 square kilometres. It has 4 parks covering nearly 4.8% of total area. The population of Grasmere in 2011 was 1,712 people. By 2016 the population was 1,987 showing a population growth of 16.1% in the area during that time. The predominant age group in Grasmere is 80-89 years. Households in Grasmere are primarily couples with children and are likely to be repaying over \$4000 per month on mortgage repayments. In general, people in Grasmere work in a professional occupation. In 2011, 74.2% of the homes in Grasmere were owner-occupied compared with 74.3% in 2016. Currently the median sales price of houses in the area is \$1,960,000.

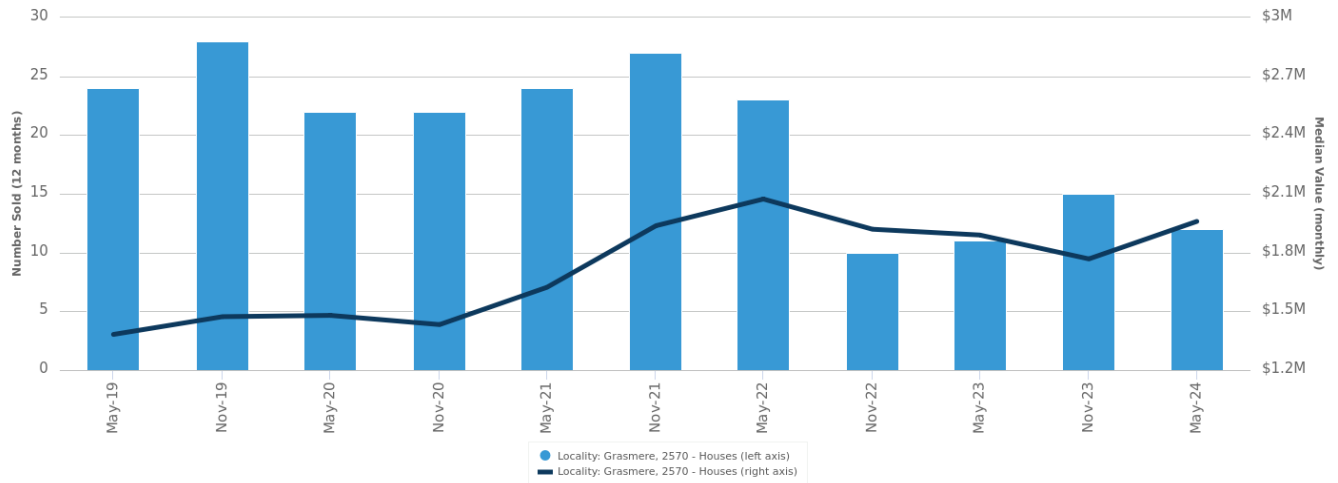
	Total dwellings	Total new listings*	Median Value	Total number currently listed
	372	15	\$1,791,043	3
	6	1	\$666,618	0

\*Total number of unique properties listed for sale over the past 12 months.

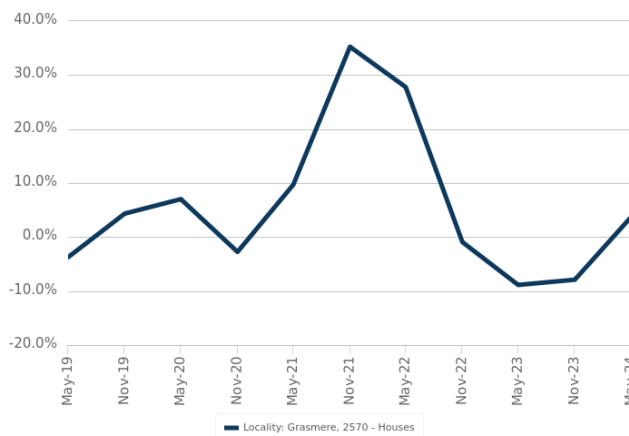


## Houses: For Sale

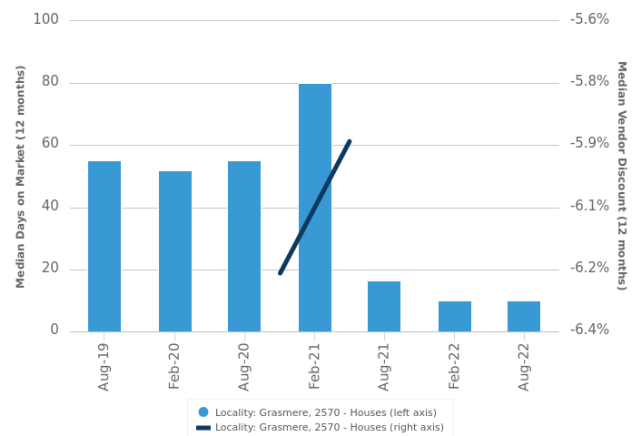
Number Sold vs. Median Value (monthly)



Change in Median Value



Median Days on Market vs. Median Vendor Discount



\$\$\$

Upper Quartile Price\*

\$2,487,500

The 75th percentile sale price of sales over the past 12 months within the suburb.

\$\$

Median Price\*

\$1,960,000

The middle sale price of all transactions recorded over the past 12 months within the suburb. Note that sale prices lower than \$10,000 and higher than \$80,000,000 are excluded from the analysis.

\$

Lower Quartile Price\*

\$1,635,000

The 25th percentile sale price of sales over the past 12 months within the suburb.

\*Statistics are calculated over a rolling 12 month period

## Houses: Market Activity Snapshot

### On The Market

0

2  
BEDROOMS

### Recently Sold

0

There are no 2 bedroom Houses on the market in this suburb    There are no recently sold 2 bedroom Houses in this suburb

0

3  
BEDROOMS

0

There are no 3 bedroom Houses on the market in this suburb    There are no recently sold 3 bedroom Houses in this suburb

1

4  
BEDROOMS

1



**17 Yewens Circuit  
Grasmere NSW 2570**

Listed on 09 Aug 2024  
[Property Showcase](#)

3  
 2  
 4,315m<sup>2</sup>



**9 Sickles Drive Grasmere  
NSW 2570**

Sold on 16 Mar 2024  
\$2,450,000

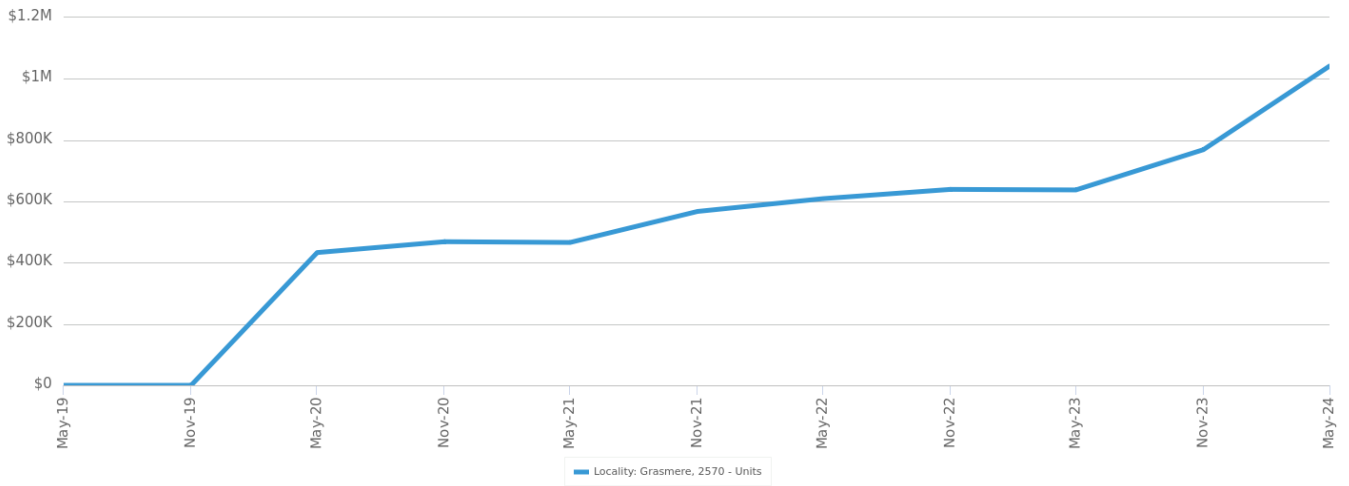
3  
 2  
 4,003



= number of houses currently On the Market or Sold within the last 6 months

## Units: For Sale

Number Sold vs. Median Value (monthly)



## Units: Market Activity Snapshot

### On The Market



There are no 1 bedroom Units on the market in this suburb



There are no recently sold 1 bedroom Units in this suburb

### Recently Sold



There are no 2 bedroom Units on the market in this suburb



There are no recently sold 2 bedroom Units in this suburb



There are no 3 bedroom Units on the market in this suburb

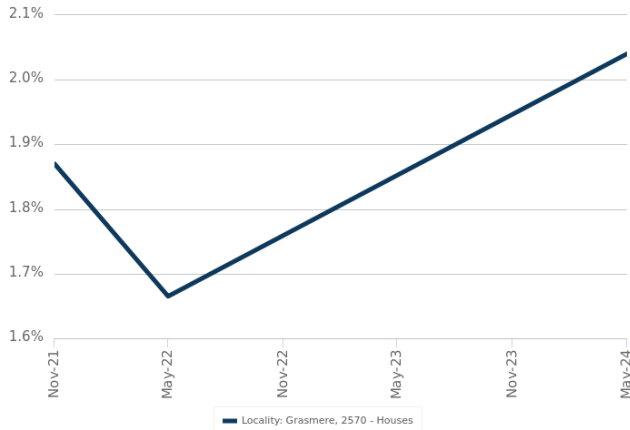


There are no recently sold 3 bedroom Units in this suburb

 = number of units currently On the Market or Sold within the last 6 months

## Houses: For Rent

Indicative Gross Rental Yield (12 months)



## Houses: Rental Activity Snapshot

For Rent

0

2  
BEDROOMS

There are no 2 bedroom Houses for rent in this suburb

0

3  
BEDROOMS

There are no 3 bedroom Houses for rent in this suburb

0

4  
BEDROOMS

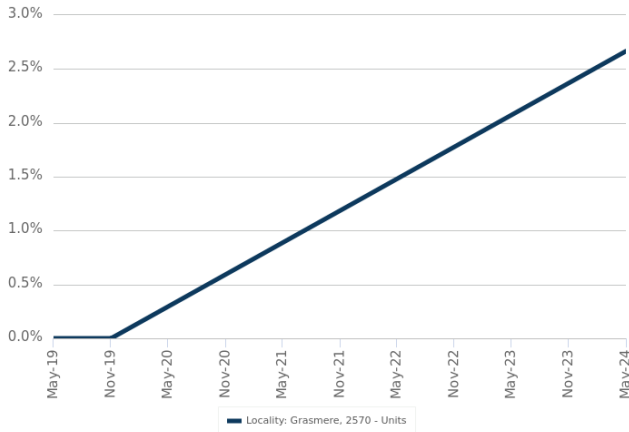
There are no 4 bedroom Houses for rent in this suburb



= number of houses observed as On the Market for Rent within the last month

## Units: For Rent

Indicative Gross Rental Yield (12 months)



## Units: Rental Activity Snapshot

For Rent

0 1  
BEDROOMS

There are no 1 bedroom Units for rent in this suburb

0 2  
BEDROOMS

There are no 2 bedroom Units for rent in this suburb

0 3  
BEDROOMS

There are no 3 bedroom Units for rent in this suburb

= number of units observed as On the Market for Rent within the last month



## DISCLAIMER

### Copyright

This publication reproduces materials and content owned or licenced by CoreLogic and may include data, statistics, estimates, indices, photographs, maps, tools, calculators (including their outputs), commentary, reports and other information (CoreLogic Data).

### CoreLogic Standard Disclaimer

The CoreLogic Data provided in this publication is of a general nature and should not be construed as specific advice or relied upon in lieu of appropriate professional advice.

While CoreLogic uses commercially reasonable efforts to ensure the CoreLogic Data is current, CoreLogic does not warrant the accuracy, currency or completeness of the CoreLogic Data and to the full extent permitted by law excludes liability for any loss or damage howsoever arising (including through negligence) in connection with the CoreLogic Data.

This publication contains data and statistics provided by the Australian Bureau of Statistics, available at <http://www.abs.gov.au/> and reproduced under Creative Commons Attribution 2.5 <http://creativecommons.org/licenses/by/2.5/au/legalcode>.

### Mapping Data

A map showing an area or boundaries of a property is indicative only and may not be complete or accurate.

### State and Territory Data

Contains property sales information provided under licence from the Land and Property Information ("LPI"). RP Data Pty Ltd trading as CoreLogic is authorised as a Property Sales Information provider by the LPI.

If you have any questions or concerns about the information in this report, please contact our customer care team.

Within Australia: **1300 734 318**  
Outside Australia: **(+61) 7 3114 9999**  
Email us: [customercare@corelogic.com.au](mailto:customercare@corelogic.com.au)