

# SUBURB REPORT



Professionals\*

Elderslie NSW 2570

Email: [steve.diggins@professionalsnarellan.com.au](mailto:steve.diggins@professionalsnarellan.com.au)  
Phone: 02 4623 0380

CoreLogic



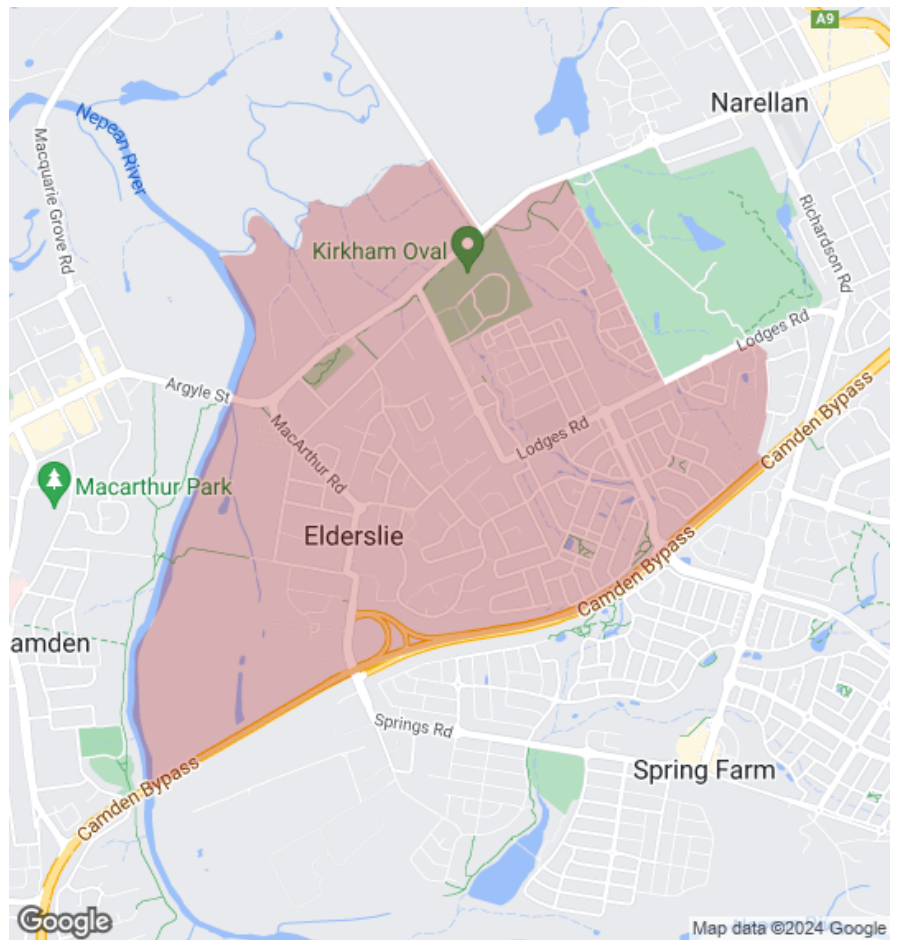
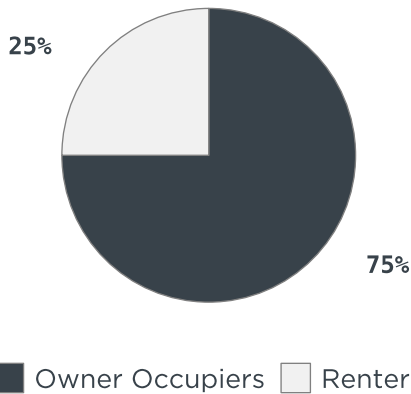
**50km**  
Distance from GPO



**6.0k**  
Population  
**↑40.7%**  
5 year population change



**10 years**  
Average length of ownership



The size of Elderslie is approximately 5.1 square kilometres. It has 17 parks covering nearly 9% of total area. The population of Elderslie in 2011 was 4,252 people. By 2016 the population was 5,981 showing a population growth of 40.7% in the area during that time. The predominant age group in Elderslie is 0-9 years. Households in Elderslie are primarily couples with children and are likely to be repaying \$1800 - \$2399 per month on mortgage repayments. In general, people in Elderslie work in a professional occupation. In 2011, 76.5% of the homes in Elderslie were owner-occupied compared with 73.7% in 2016. Currently the median sales price of houses in the area is \$960,000.

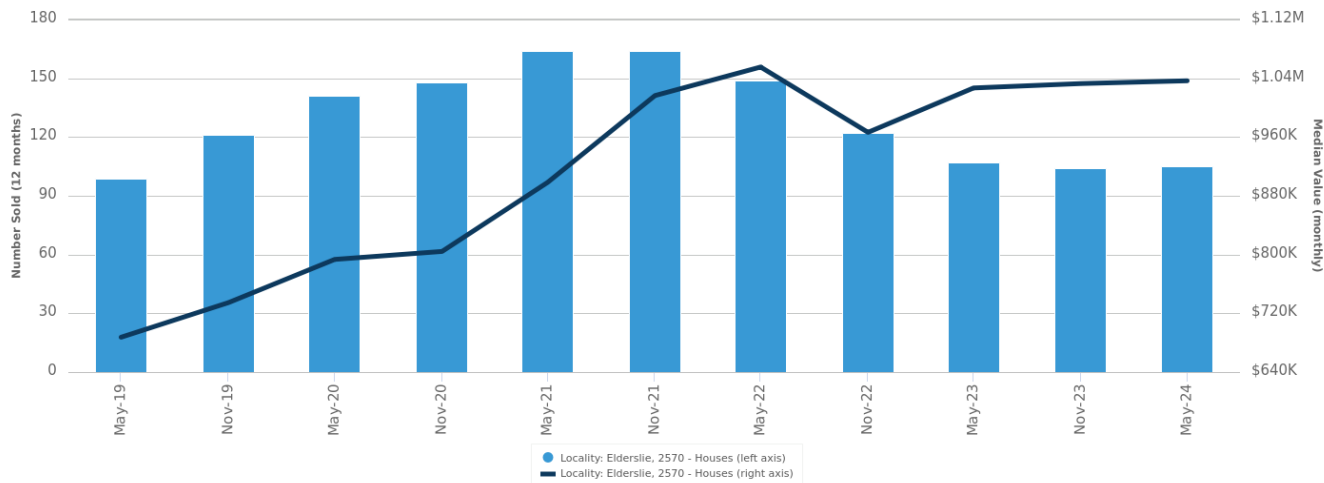
	Total dwellings	Total new listings*	Median Value	Total number currently listed
	2,462	101	\$1,048,494	19
	76	3	\$745,416	1

\*Total number of unique properties listed for sale over the past 12 months.

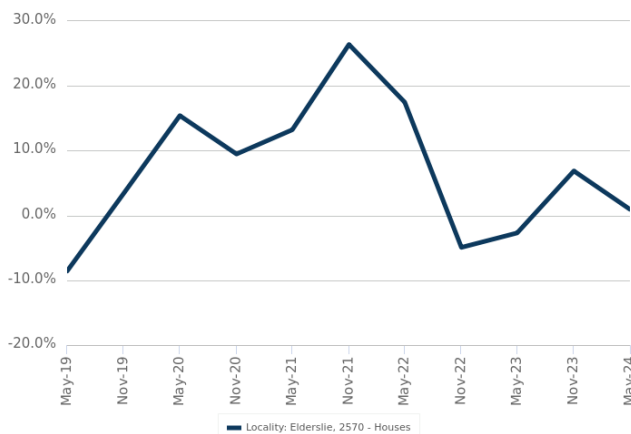


## Houses: For Sale

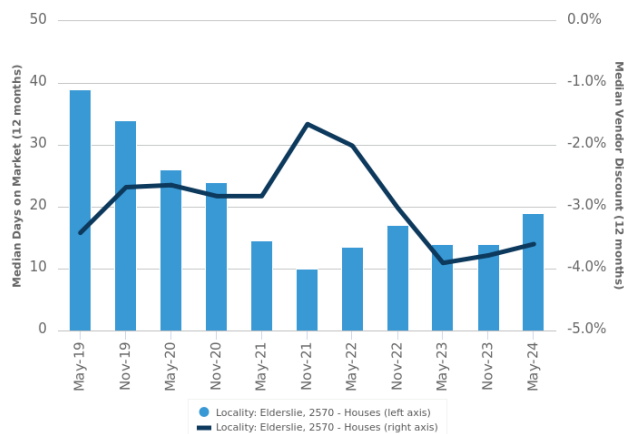
Number Sold vs. Median Value (monthly)



Change in Median Value



Median Days on Market vs. Median Vendor Discount



\$\$\$

Upper Quartile Price\*

\$1,133,051

The 75th percentile sale price of sales over the past 12 months within the suburb.

\$\$

Median Price\*

\$960,000

The middle sale price of all transactions recorded over the past 12 months within the suburb. Note that sale prices lower than \$10,000 and higher than \$80,000,000 are excluded from the analysis.

\$

Lower Quartile Price\*

\$895,000

The 25th percentile sale price of sales over the past 12 months within the suburb.

\*Statistics are calculated over a rolling 12 month period

# Houses: Market Activity Snapshot

## On The Market

0

2  
BEDROOMS

There are no 2 bedroom Houses on the market in this suburb

## Recently Sold

1



**26 Harrington Street  
Elderslie NSW 2570**

Sold on 08 Jul 2024  
\$805,000\*

2  
 1  
 443m<sup>2</sup>

2

3  
BEDROOMS



**8a Brennan Road Elderslie  
NSW 2570**

Listed on 02 Sep 2024  
Auction Unless Sold Prior

1  
 2  
 308m<sup>2</sup>



**75 Southdown Road  
Elderslie NSW 2570**

Sold on 27 Aug 2024  
\$891,000\*

1  
 1  
 628m<sup>2</sup>



**6 Peppin Place Elderslie  
NSW 2570**

Listed on 30 Jun 2024  
UNDER CONTRACT BY  
BEGETIS ESTATE AGENTS

1  
 1  
 559m<sup>2</sup>



**47 Harrington Street  
Elderslie NSW 2570**

Sold on 23 Aug 2024  
\$1,320,000\*

2  
 1  
 1,537m<sup>2</sup>

10

4  
BEDROOMS

42



**7 Brennan Road Elderslie  
NSW 2570**

Listed on 31 Aug 2024  
Contact Agent

2  
 2  
 488m<sup>2</sup>



**14 Higgins Avenue Elderslie  
NSW 2570**

Sold on 17 Aug 2024  
\$1,225,000\*

2  
 2  
 513m<sup>2</sup>



**5 Brunero Street Elderslie  
NSW 2570**

Listed on 30 Aug 2024  
\$949,950 - \$999,950

2  
 2  
 506m<sup>2</sup>



**12 Parrott Street Elderslie  
NSW 2570**

Sold on 14 Aug 2024  
\$896,000\*

1  
 2  
 300m<sup>2</sup>

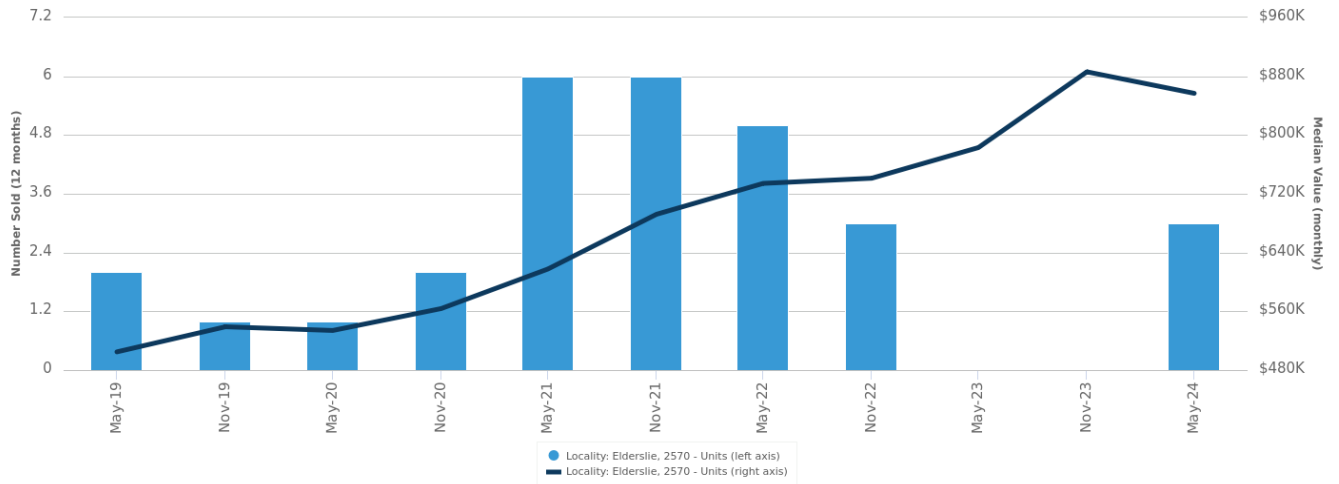


= number of houses currently On the Market or Sold within the last 6 months

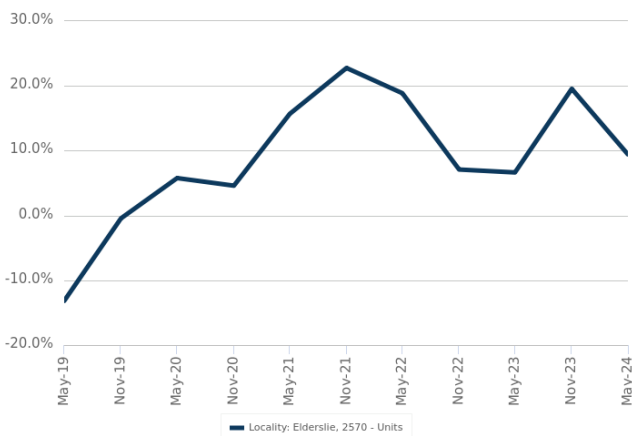
\*Agent advised

## Units: For Sale

Number Sold vs. Median Value (monthly)



Change in Median Value



\$\$\$

Upper Quartile Price\*

\$412,500

The 75th percentile sale price of sales over the past 12 months within the suburb.

\$\$

Median Price\*

\$409,000

The middle sale price of all transactions recorded over the past 12 months within the suburb. Note that sale prices lower than \$10,000 and higher than \$80,000,000 are excluded from the analysis.

\$

Lower Quartile Price\*

\$385,000

The 25th percentile sale price of sales over the past 12 months within the suburb.

\*Statistics are calculated over a rolling 12 month period

## Units: Market Activity Snapshot

### On The Market



There are no 1 bedroom Units on the market in this suburb

There are no recently sold 1 bedroom Units in this suburb



There are no 2 bedroom Units on the market in this suburb

There are no recently sold 2 bedroom Units in this suburb



**11/29 Lorimer Crescent  
Elderslie NSW 2570**

Listed on 02 Sep 2024  
\$690,000 - \$749,950



**1/20 Lorimer Crescent  
Elderslie NSW 2570**

Sold on 14 May 2024  
\$715,000



237m<sup>2</sup>



**6/29 Lorimer Crescent  
Elderslie NSW 2570**

Sold on 20 Mar 2024  
\$670,000



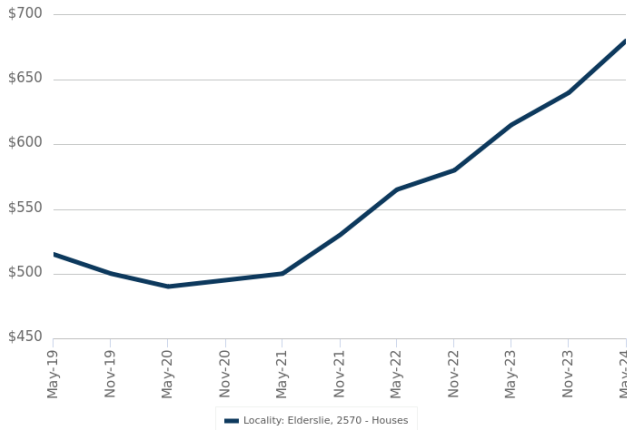
142m<sup>2</sup>



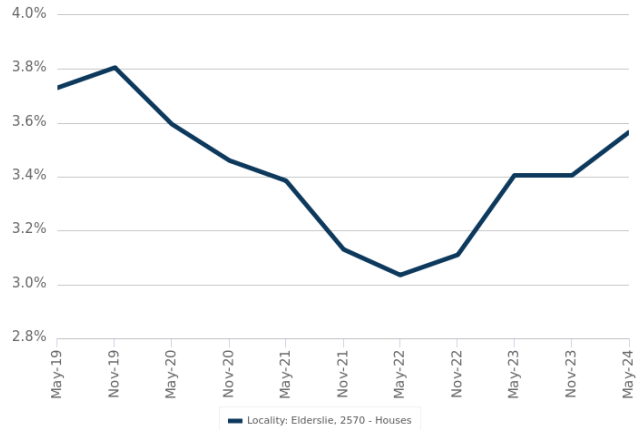
= number of units currently On the Market or Sold within the last 6 months

## Houses: For Rent

Median Asking Rent (12 months)



Indicative Gross Rental Yield (12 months)



## Houses: Rental Activity Snapshot

### For Rent

1

2  
BEDROOMS



**11a Irvine Street Elderslie NSW 2570**

Listed on 30 Aug 2024  
\$480/W



50m<sup>2</sup>

3

3  
BEDROOMS



**5 Lowe Crescent Elderslie NSW 2570**

Listed on 28 Aug 2024  
\$550/W



64m<sup>2</sup>



**71 Kerrigan Crescent Elderslie NSW 2570**

Listed on 26 Aug 2024  
\$650/W



450m<sup>2</sup>

2

4  
BEDROOMS



**12 Parrott Street Elderslie NSW 2570**

Listed on 29 Aug 2024  
\$690/W



300m<sup>2</sup>



**5 Crank Place Elderslie NSW 2570**

Listed on 28 Aug 2024  
\$770/W



414m<sup>2</sup>

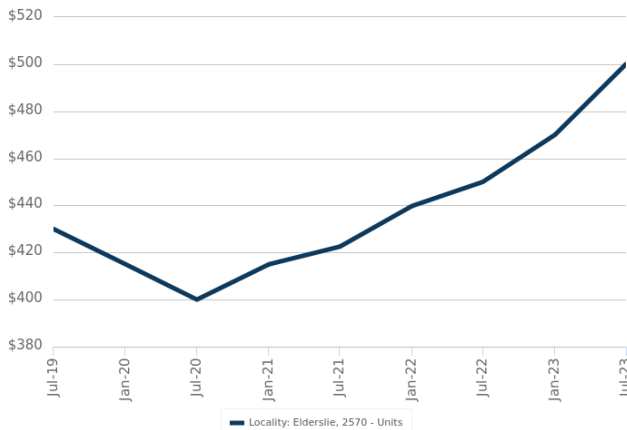


= number of houses observed as On the Market for Rent within the last month

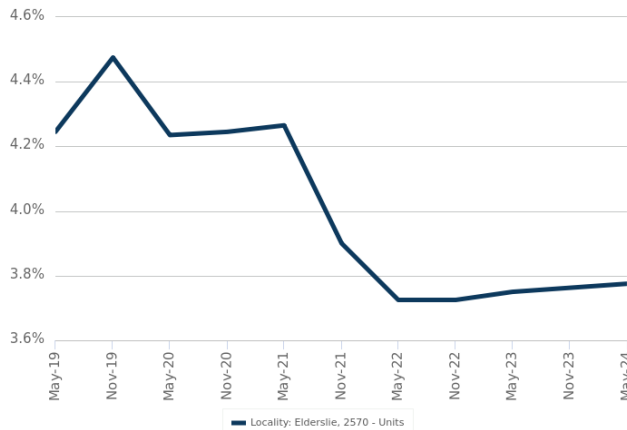


## Units: For Rent

Median Asking Rent (12 months)



Indicative Gross Rental Yield (12 months)



## Units: Rental Activity Snapshot

### For Rent

0 1 BEDROOMS

There are no 1 bedroom Units for rent in this suburb

1 2 BEDROOMS



**13 Luker Street Elderslie NSW 2570**

Listed on 20 Aug 2024  
\$480/W



1



1



675m<sup>2</sup>

1 3 BEDROOMS



**132 Liz Kernohan Drive Elderslie NSW 2570**

Listed on 30 Aug 2024  
\$660/W



2



2



224m<sup>2</sup>



= number of units observed as On the Market for Rent within the last month



## DISCLAIMER

### Copyright

This publication reproduces materials and content owned or licenced by CoreLogic and may include data, statistics, estimates, indices, photographs, maps, tools, calculators (including their outputs), commentary, reports and other information (CoreLogic Data).

### CoreLogic Standard Disclaimer

The CoreLogic Data provided in this publication is of a general nature and should not be construed as specific advice or relied upon in lieu of appropriate professional advice.

While CoreLogic uses commercially reasonable efforts to ensure the CoreLogic Data is current, CoreLogic does not warrant the accuracy, currency or completeness of the CoreLogic Data and to the full extent permitted by law excludes liability for any loss or damage howsoever arising (including through negligence) in connection with the CoreLogic Data.

This publication contains data and statistics provided by the Australian Bureau of Statistics, available at <http://www.abs.gov.au/> and reproduced under Creative Commons Attribution 2.5 <http://creativecommons.org/licenses/by/2.5/au/legalcode>.

### Mapping Data

A map showing an area or boundaries of a property is indicative only and may not be complete or accurate.

### State and Territory Data

Contains property sales information provided under licence from the Land and Property Information ("LPI"). RP Data Pty Ltd trading as CoreLogic is authorised as a Property Sales Information provider by the LPI.

If you have any questions or concerns about the information in this report, please contact our customer care team.

Within Australia: **1300 734 318**  
Outside Australia: **(+61) 7 3114 9999**  
Email us: [customercare@corelogic.com.au](mailto:customercare@corelogic.com.au)